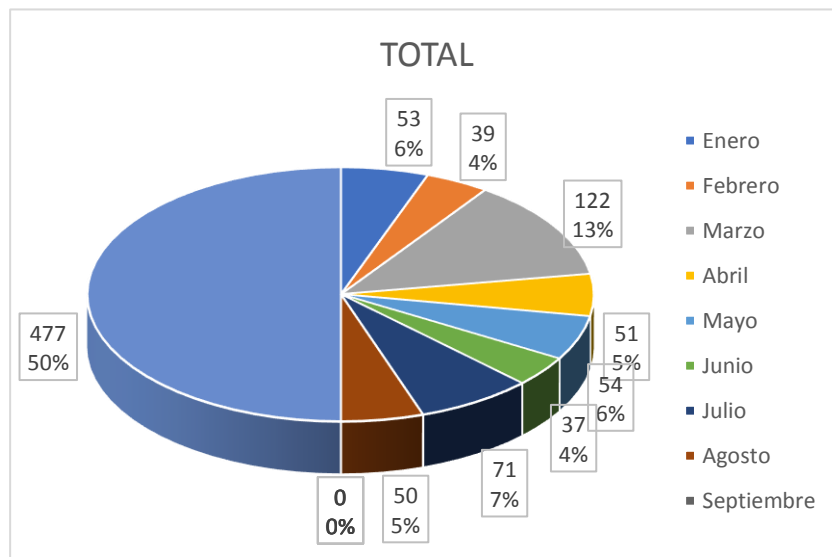
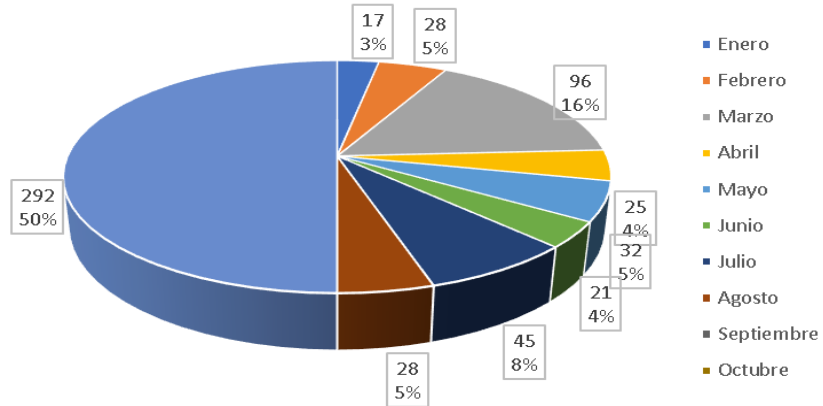


## ESTADISTICAS C.B.L.T. 2018

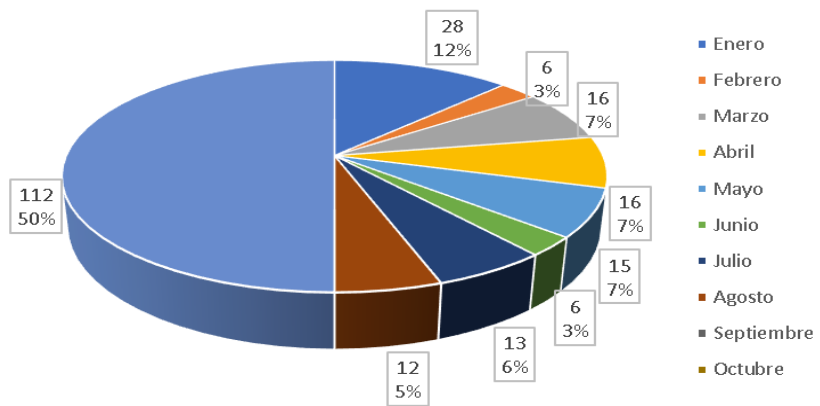
	Enero	Febrero	Marzo	Abril	Mayo	Junio	Julio	Agosto	Septiembre	Octubre	Noviembre	Diciembre	TOTAL
EMERGENCIAS MEDICAS	17	28	96	25	32	21	45	28					292
ACCIDENTE DE TRANSITO	28	6	16	16	15	6	13	12					112
INCENDIOS ESTRUCTURALES	1	1	1	2	2	2	1	2					12
INCENDIO VEHICULAR		1	1	1	1								4
INCENDIO FORESTAL						1	2						3
TRASLADOS	5	2	7	6	4	6	10	8					48
RESCATE	2												2
QUEMA DE BASURA			1	1									2
CODIGO NEGRO		1				1							2
<b>TOTAL</b>	<b>53</b>	<b>39</b>	<b>122</b>	<b>51</b>	<b>54</b>	<b>37</b>	<b>71</b>	<b>50</b>	<b>0</b>	<b>0</b>	<b>0</b>	<b>0</b>	<b>477</b>



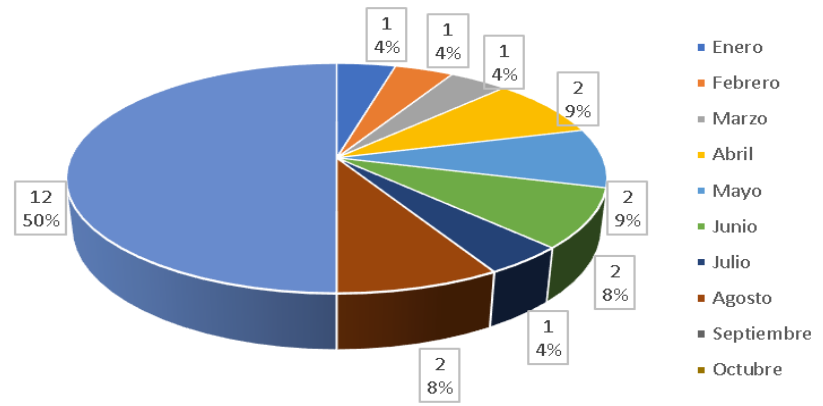
EMERGENCIAS MEDICAS



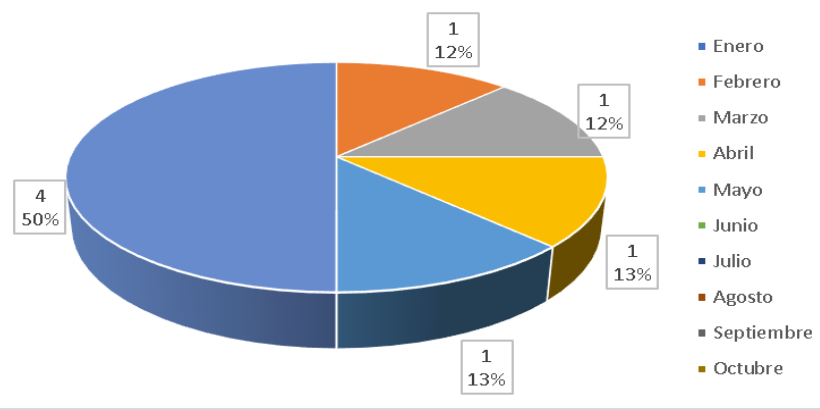
ACCIDENTE DE TRANSITO



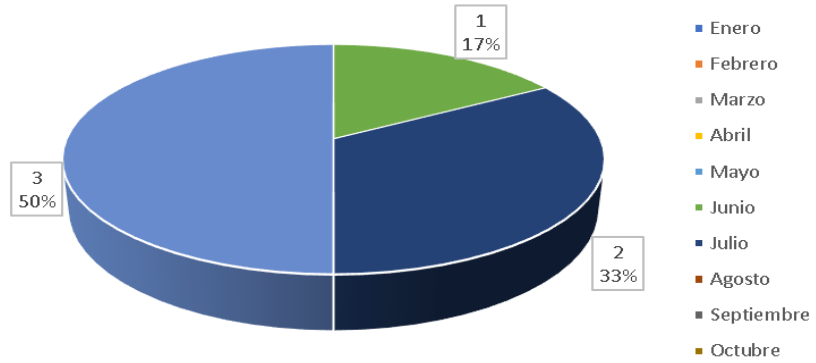
INCENDIOS ESTRUCTURALES



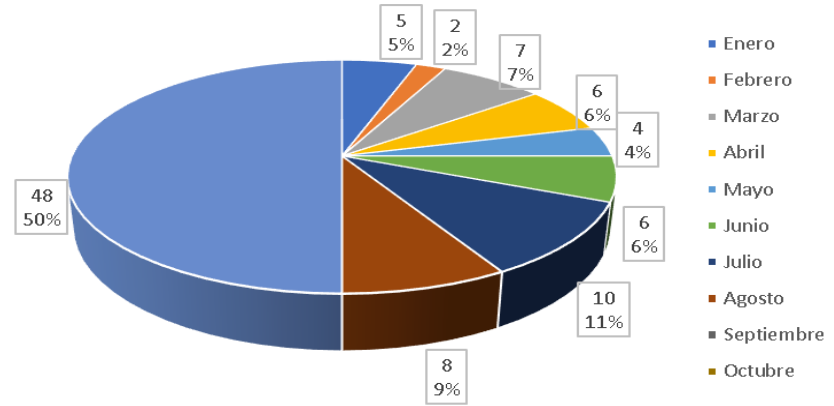
INCENDIO VEHICULAR



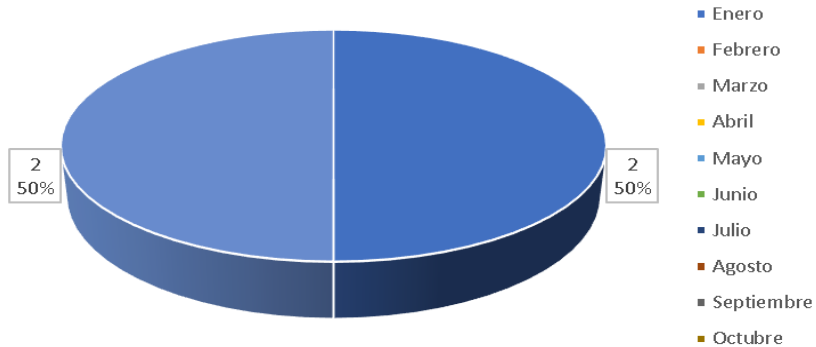
### INCENDIO FORESTAL



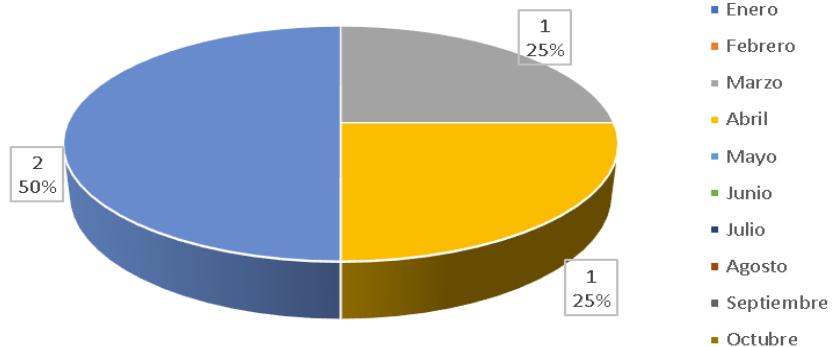
### TRASLADOS



### RESCATE



### QUEMA DE BASURA



### CODIGO NEGRO

